



# HAS COVID-19 BEEN A SHOT IN THE ARM FOR EUROPEAN MERGERS & ACQUISITIONS?

Emmanuel Antmann, Managing Director, Financière de Courcelles

Webinar

Friday, 09 April 2021, 11:00 BST

# A Word From Today's Chairman



**Professor Michael Mainelli**

Executive Chairman

Z/Yen Group



# FS Club

Platinum Sponsors



Global Times Consulting



Gold Sponsors



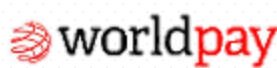
Silver Sponsors



Expect Excellence



Bronze Sponsors



Personal Sponsors



# Today's Agenda



- 11:00 – 11:05 Chairman's Introduction
- 11:05 – 11:25 Keynote Presentation
- 11:25 – 11:45 Questions & Answers

# Today's Speakers



**Emmanuel Antmann**

Managing Director

Financière de Courcelles

# A European M&A Snapshot

---

April 2021

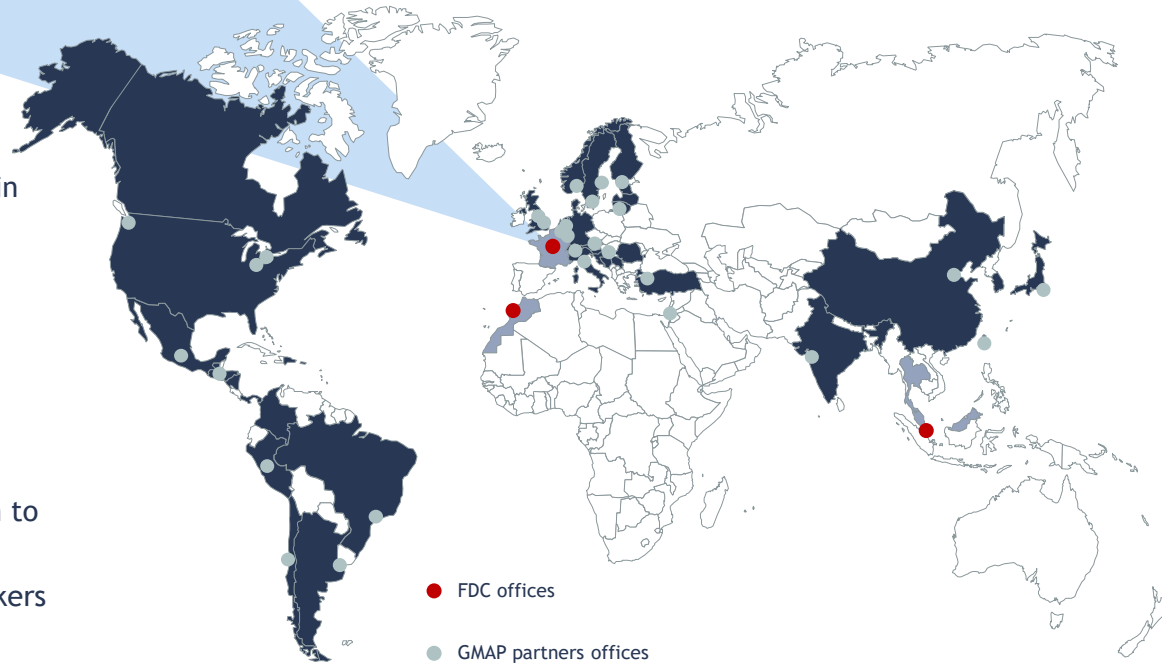
# FDC: an M&A advisory firm dedicated to the midcap market



- International network of independent financial advisory firms sharing a similar culture
- 34 offices worldwide, covering 40 countries
- 350 professionals
- 1,500 transactions completed over the last 5 years
- 10 sector teams



- Independent financial advisory firm founded in 1928
- An approach historically focused on midcap companies and entrepreneurs
- 1,000 transactions completed
- 25 professionals
- 3 sector teams
- Senior professionals involved from origination to closing
- Privileged access to hundreds of decision-makers

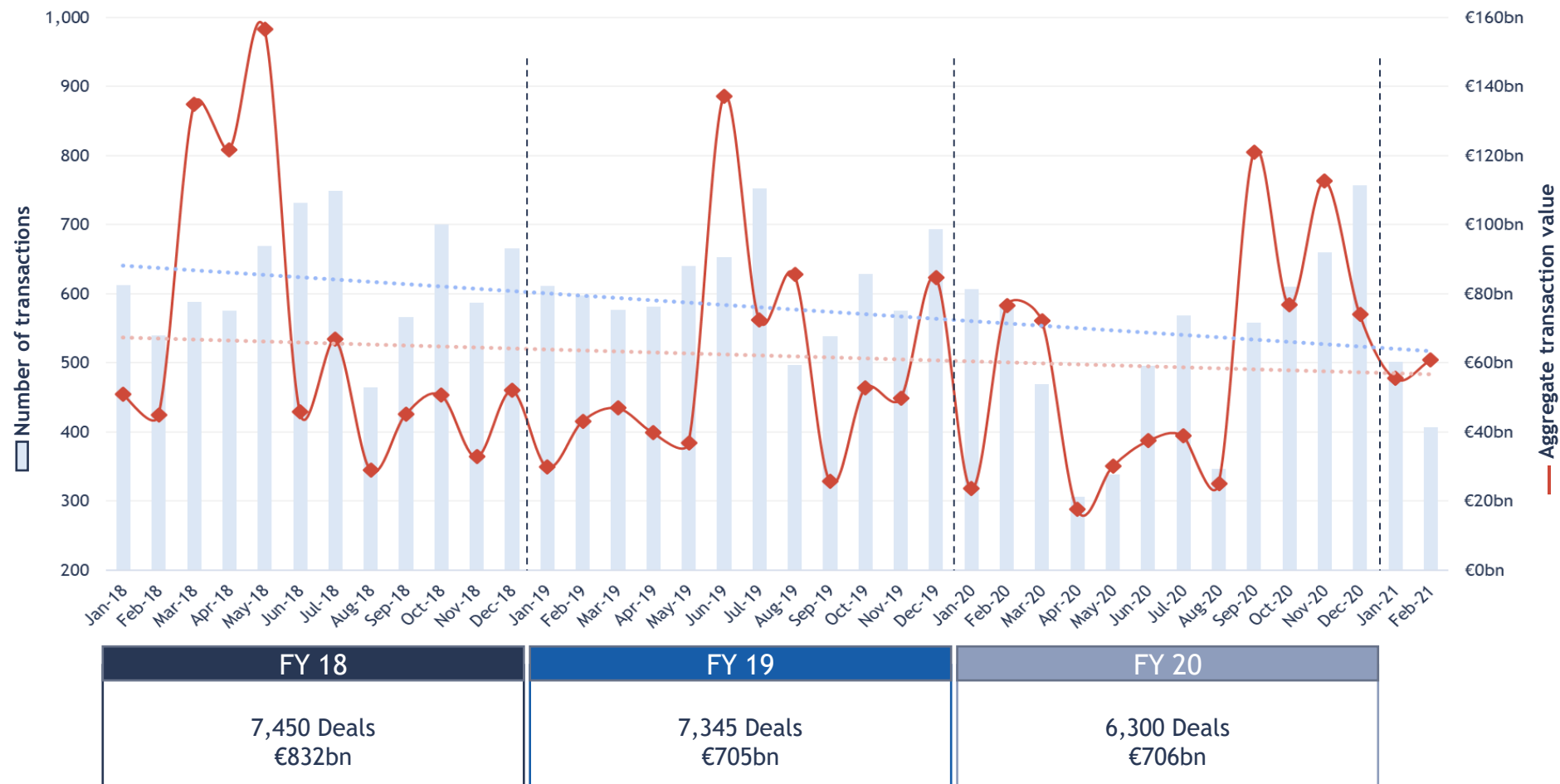


● FDC offices  
● GMAP partners offices



# The European M&A market: did anything actually happen in 2020 ?

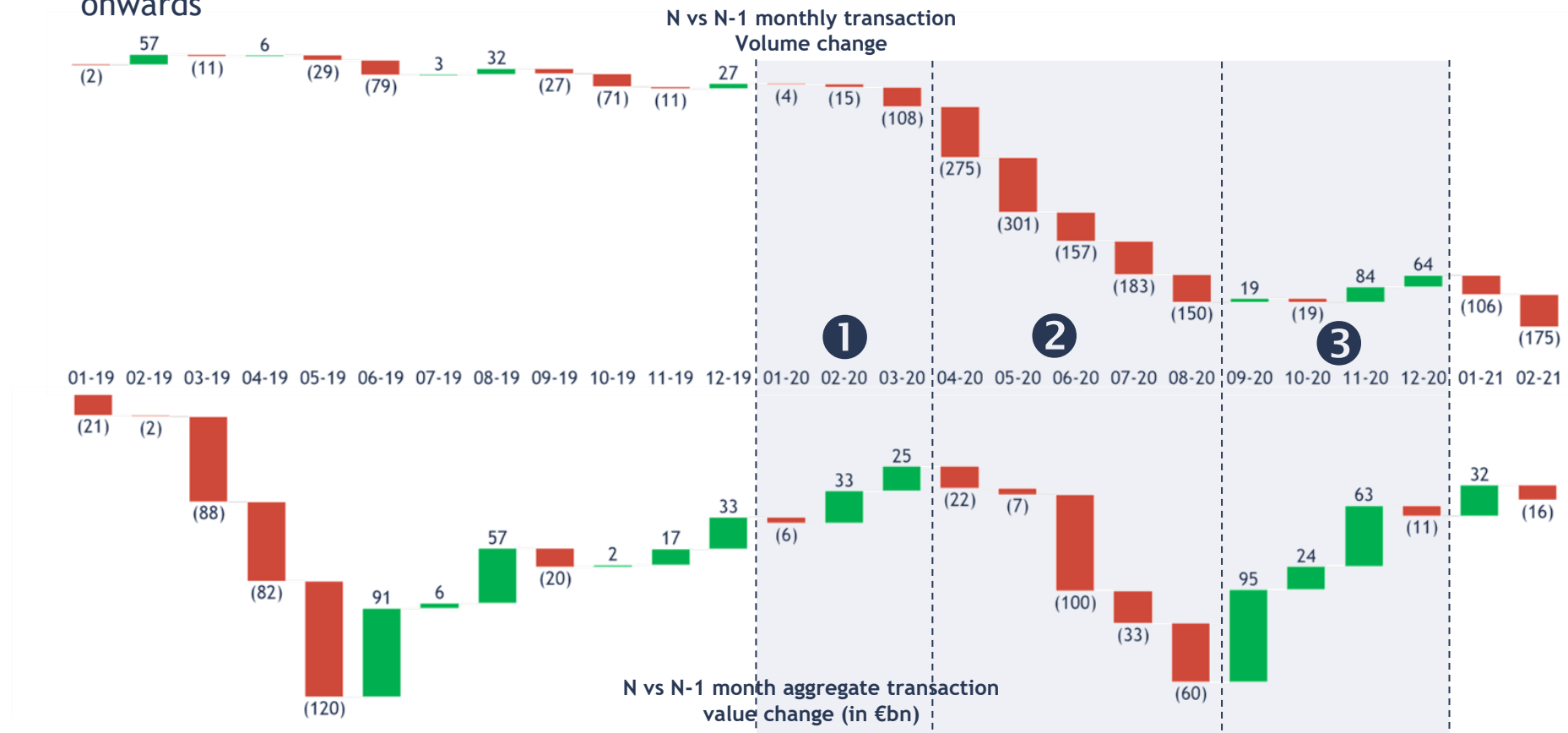
- The number of deals is down 14% compared to 2019, an almost record year ...
- ... but reported deal value is stable at over €700bn





# 2020 is actually split into three periods

- 1 Until mid-March, the European M&A market does not show any sign of slowing down even though lockdowns spread across China/Asia in late 2019-early 2020
- 2 It only freezes in the second half of March when Europe initiates lockdowns (Italy first, on 9 March, followed by Germany and France ...)
- 3 It remains slow until summer and rallies rapidly in both numbers and sizes of deals from September onwards



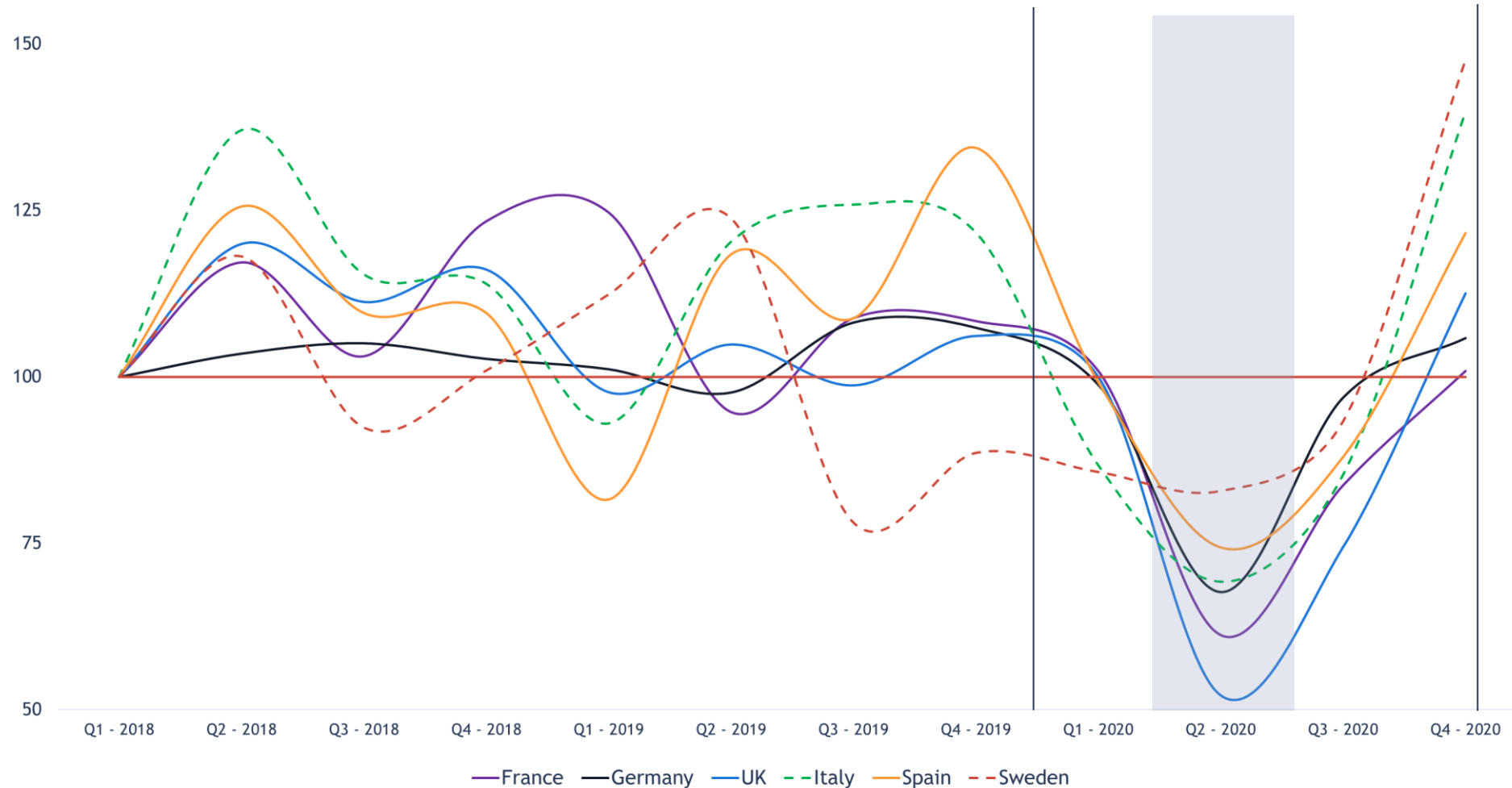
---

## Poll: which European M&A markets reacted most to covid-19?

- France
- Germany
- Italy
- Sweden
- UK

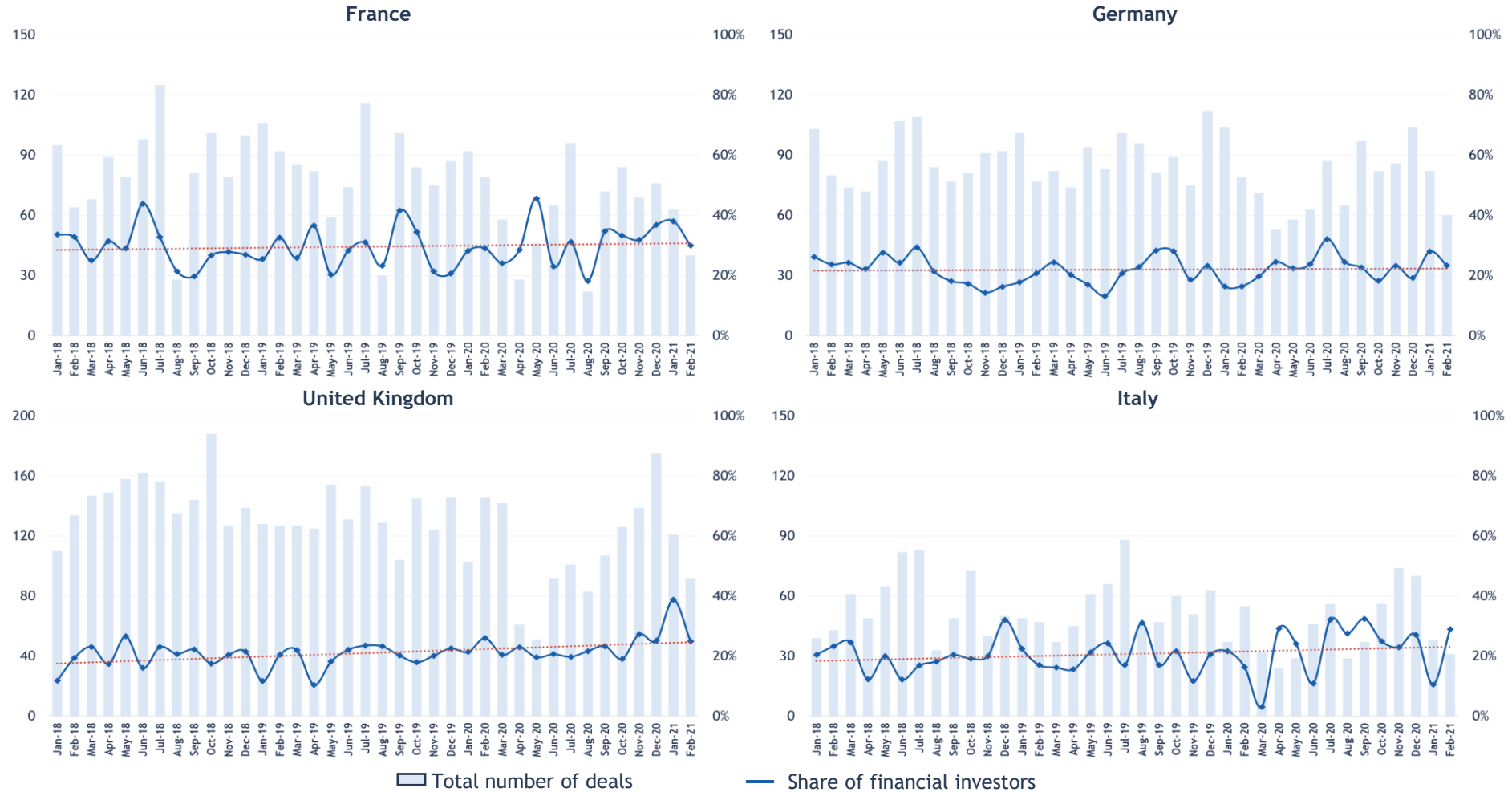
## All European markets reacted similarly in 2020 Q2

- Seasonality and market specifics aside, all European markets plunged at the same time in Q2
- All have recovered strongly since, even superseding 2018 and 2019 records in particular Italy and Sweden



# Has C-19 brought changes to the structure of the M&A market? (1/2)

- Financial investors do not seem to have taken advantage of the situation
- Their share of the M&A market remains broadly stable

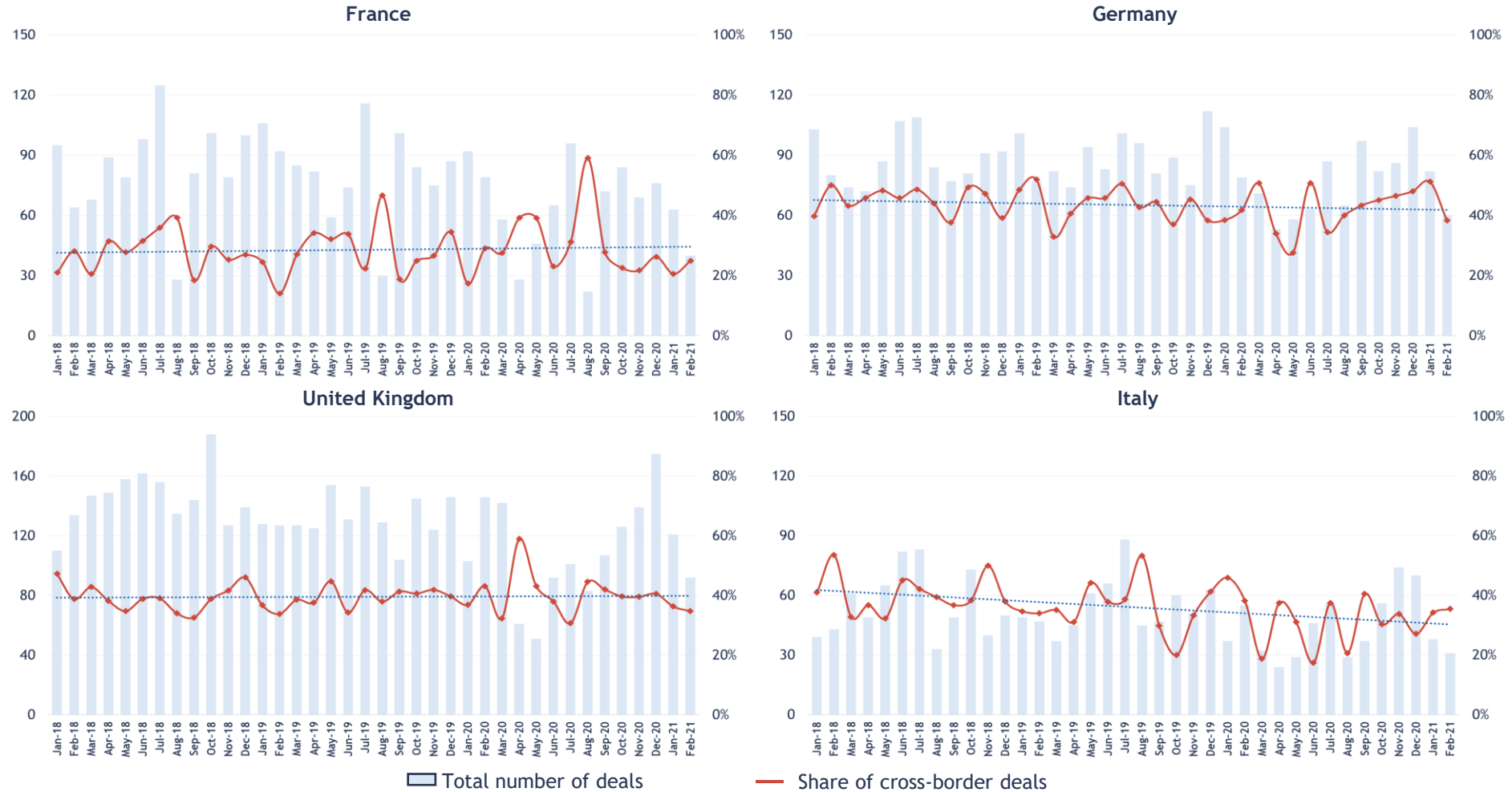


Sources: Mergermarket, FDC  
 Data compiled: 15/03/2021

Analysis includes M&A deals higher than €5m announced between 1 January 2018 and 28 February 2021 in EU 25 + UK - Transaction value as of announcement date.

## Has C-19 brought changes to the structure of the M&A market? (2/2)

- The share of cross-border deals remains broadly stable, apart from Italy where the share of foreign bidders decreases and possibly Germany



Sources: Mergermarket, FDC  
Data compiled: 15/03/2021

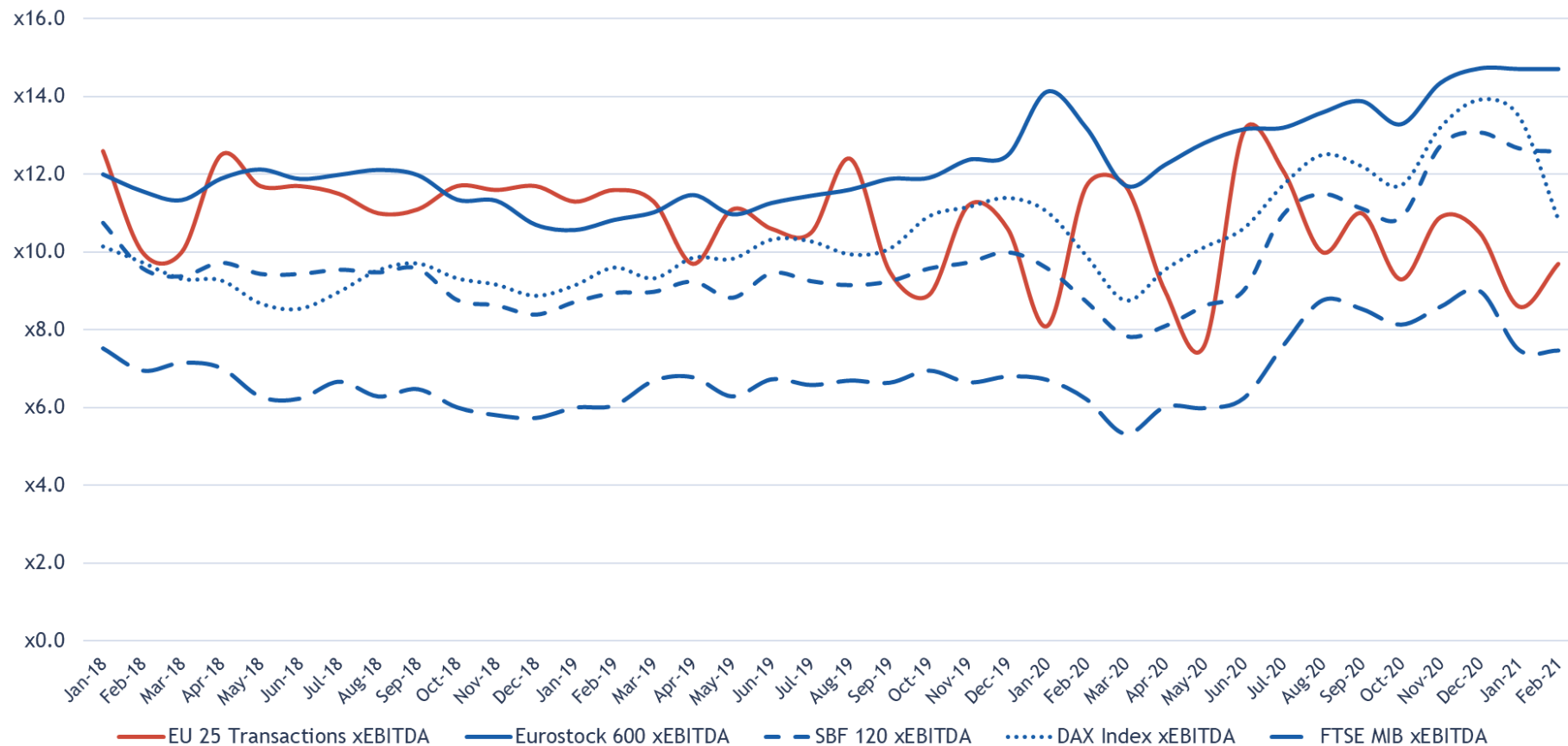
Analysis includes M&A deals higher than €5m announced between 1 January 2018 and 28 February 2021 in EU 25 + UK - Transaction value as of announcement date.

Strictly confidential



# If C-19 has had little influence on market structure, has it affected valuations?

- We have looked at both stock market valuations and actual transactions
- We observe a stability/increase in stock market valuations, but (...)
- (...) a decrease in multiples derived from actual M&A transactions



---

## Poll: which sector do you think was affected most (either positively or negatively) by covid-19?

- Infrastructure & Energy
- Digital
- Hospitality
- Healthcare & Insurance

---

## Poll: which sector do you think was the least affected by covid-19?

- Infrastructure & Energy
- Digital
- Hospitality
- Healthcare & Insurance



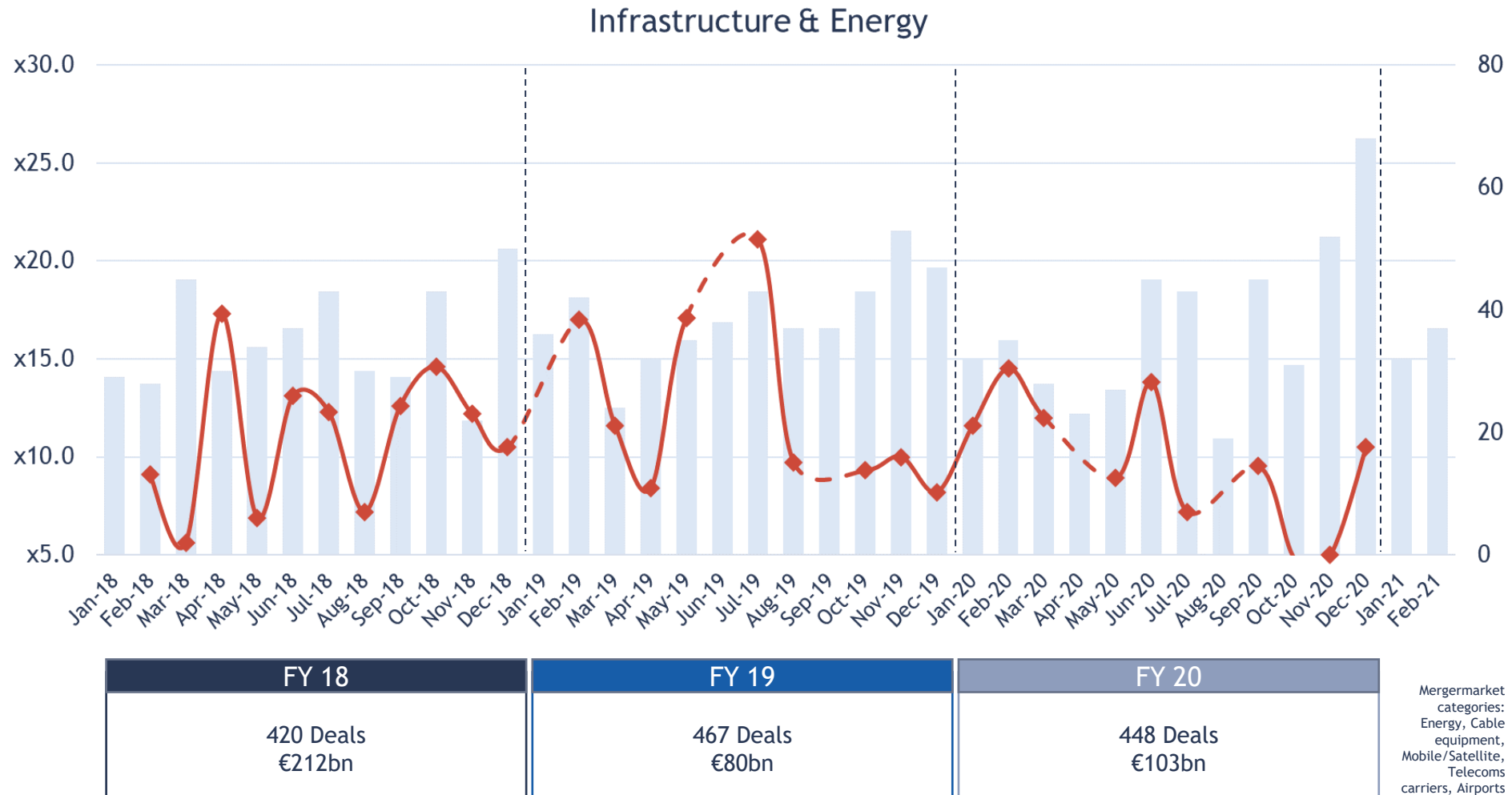
## Has C19 at least affected some sectors? Has there been any surprise?

- We have analysed four sectors:

	FY 18	FY 19	FY 20
Infrastructure & Energy	420 Deals €212bn	467 Deals €80bn	448 Deals €103bn
Digital	1,144 Deals €102bn	1,291 Deals €83bn	1,301 Deals €127bn
Hospitality	432 Deals €124bn	379 Deals €42bn	235 Deals €30bn
Healthcare & insurance	840 Deals €166bn	771 Deals €149bn	756 Deals €119bn

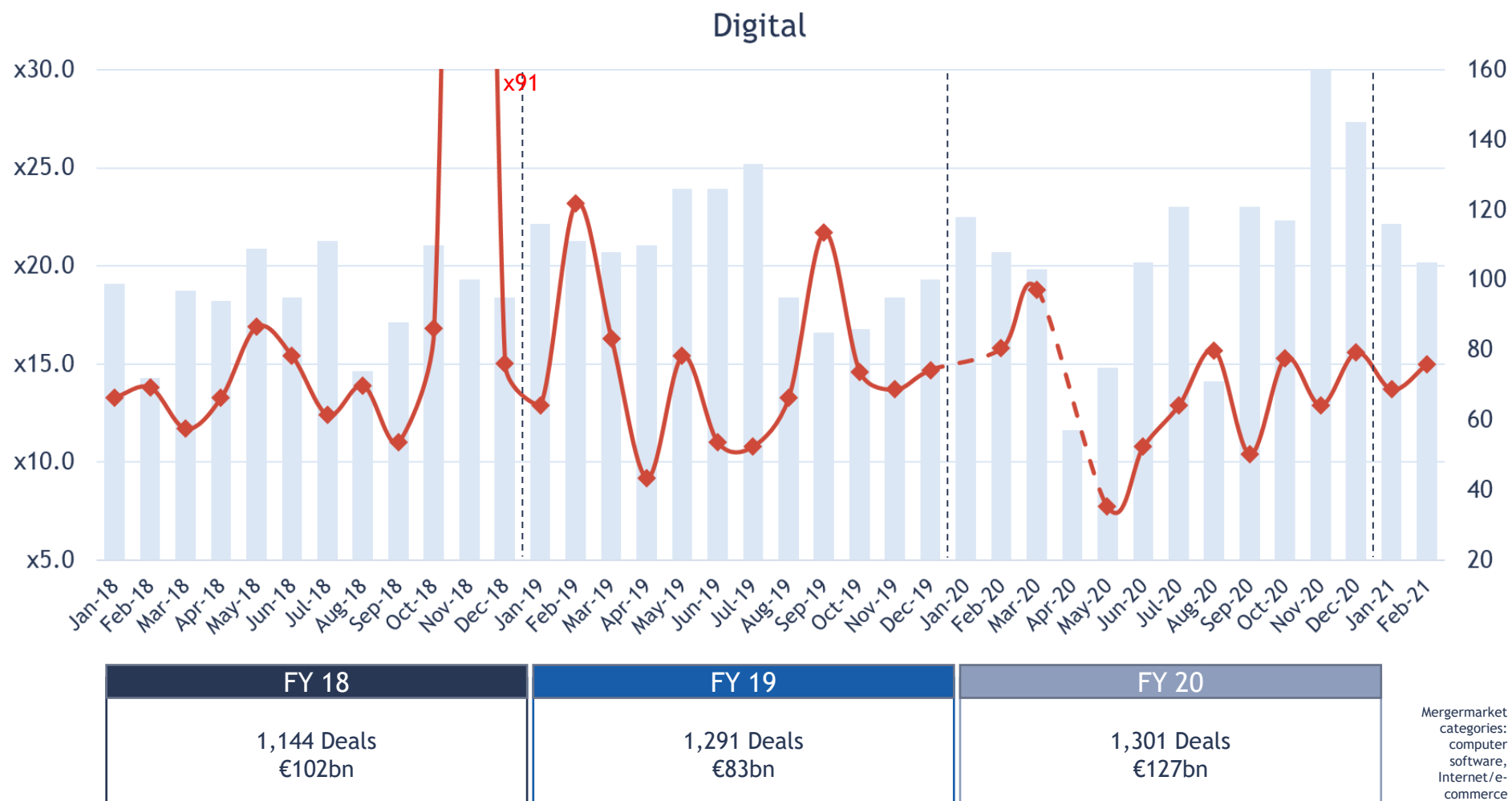
## Sector focus (1/4) - Has Infrastructure & Energy proved so resilient?

- The number of transactions is broadly stable, but deal value is significantly higher than in 2019.
- Nevertheless, multiples somewhat stooped.



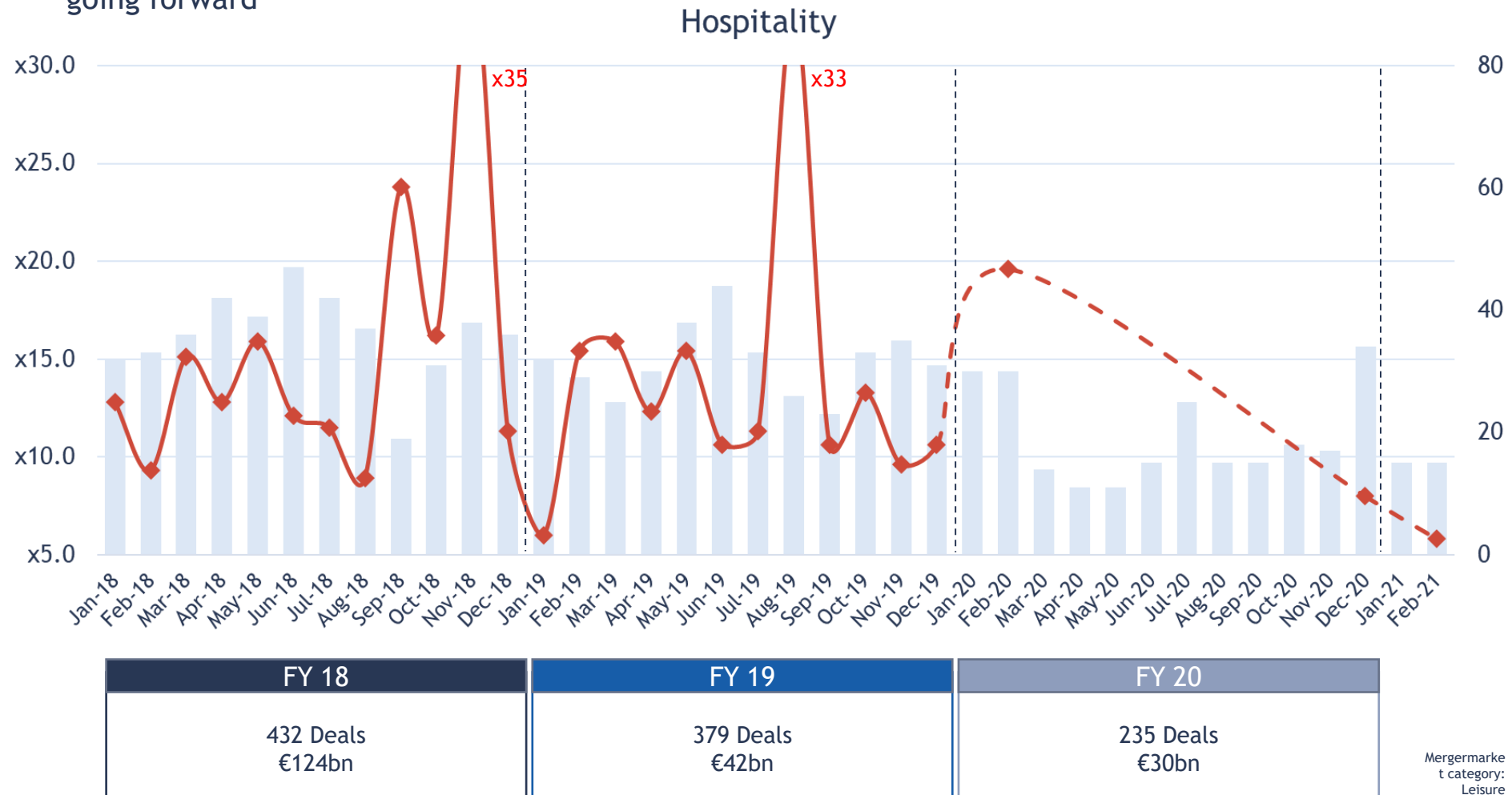
## Sector focus (2/4) - Digital: no surprise

- Unsurprisingly, Digital is the only sector to have 'benefited' from C19



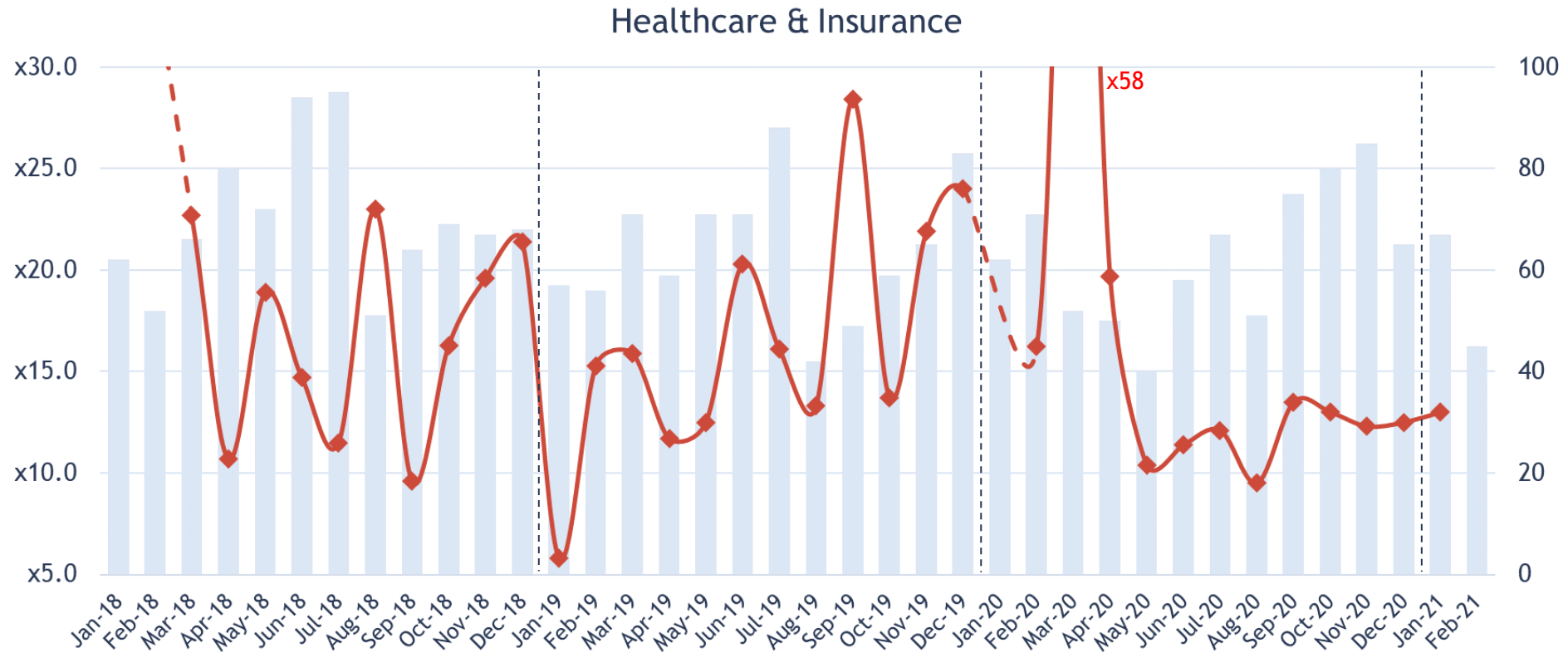
## Sector focus (3/4) - Hospitality: annus horribilis

- Also unsurprisingly, hospitality and leisure have been impacted severely.
- Few transactions took place, making it difficult to draw definitive conclusions as regards valuation going forward



## Sector focus (4/4) - Healthcare & insurance

- We would have expected this sector to 'benefit' hugely from C19.
- However, this did not happen.



FY 18	FY 19	FY 20
840 Deals €166bn	771 Deals €149bn	756 Deals €119bn

Mergermarket categories:  
Medical & Pharmaceuticals, Biotech. related research, Chemist/health, Insurance related

## Key takeaways

---

- In most sectors, asset prices remain high
  - Government support schemes have prevented liquidity crises - they even have often been extended
  - Financing (bank debt as well as bond) is still abundant and cheap
  - Owners are reluctant to adjust their valuation expectations, even though business plans have changed dramatically
  - Government increasingly scrutinize (and restrict) deals in sensitive industries
- Closing deals is complicated:
  - Businesses which were valued at 12x-15x EBITDA pre-C19 now trade at significantly higher multiples and competition between bidders is intense
  - Transactions for businesses valued at 6x to 10x pre-C19 are the hardest to close due to the wide valuation gap between buyers and sellers - imaginative structures may have to dreamt up
  - Poorly valued businesses pre-C19 still happen at stable/lower multiples
- Deal volumes, particularly in digital/tech sectors, are - unsurprisingly - on the rise, as they are - more surprisingly - in most sectors, but trends in 2021 are still to be confirmed
- We observe a disconnect between stock market valuations and transactions
- We have not seen any flight to quality
- Everyone is 'becoming digital' - but not always through M&A



Financière  
de Courcelles



63 avenue Franklin Roosevelt  
75008 Paris

Tel: +33 1 78 42 88 88

[www.financieredecourcelles.fr](http://www.financieredecourcelles.fr)

[www.globalma.com](http://www.globalma.com)

Bangkok  
Barcelona  
Basel  
Beijing  
Bergen  
Birmingham  
Bogotá  
Bucaramanga  
Bucharest  
Budapest  
Casa Blanca  
Chicago  
Cleveland  
Derby  
Düsseldorf  
Guatemala  
Helsinki  
Ho Chi Minh City

Hong Kong  
Istanbul  
Kuala Lumpur  
Lima  
Lisbon  
London  
Madrid  
Manchester  
Mexico  
Monterrey  
Mumbai  
Oslo  
Panama  
Paris  
Philadelphia  
Riga  
San Antonio  
San Diego

Santiago  
São Paulo  
Seattle  
Seoul  
Shanghai  
Singapore  
Solihull  
Taipei  
Tallinn  
Tel Aviv  
Tokyo  
Toronto  
Uberlandia (Brazil)  
Zeist (Utrecht)  
Zug  
Zürich





# FS Club

## Platinum Sponsors



Global Times Consulting



## Gold Sponsors



## Silver Sponsors



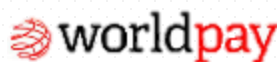
The Technium Global  
SERVICE WITH INTEGRITY



Expect Excellence

P2 CONSULTING

## Bronze Sponsors



## Personal Sponsors



# Thank You For Listening



## Forthcoming Events

- Mon, 12 Apr (11:00-11:45) Text To Intelligence – The Future Of Knowledge Graphs
- Tue, 13 Apr (09:00-09:45) Building Resilience In Australia - Lessons For The World
- Wed, 14 Apr (15:00-15:45) War, Terrorism And Hostile Cyber Activity: Consensus And Clarity Within The Cyber Frontier
- Mon, 19 Apr (10:00-10:45) Financial Centres Of The World 2021: Focus On Frankfurt

Visit <https://fsclub.zyen.com/events/forthcoming-events/>